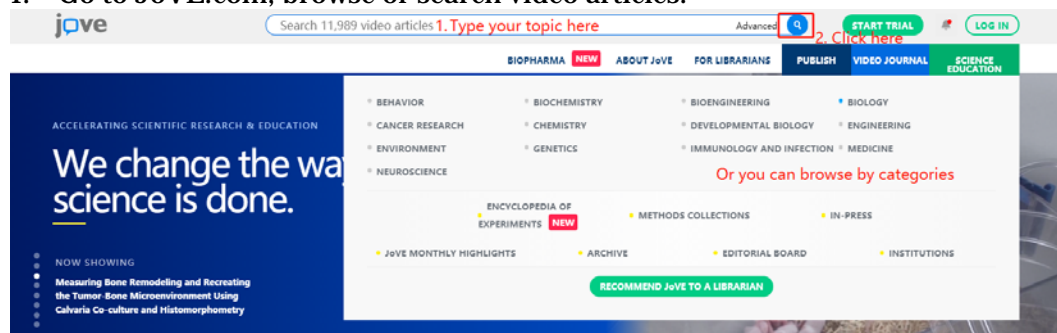
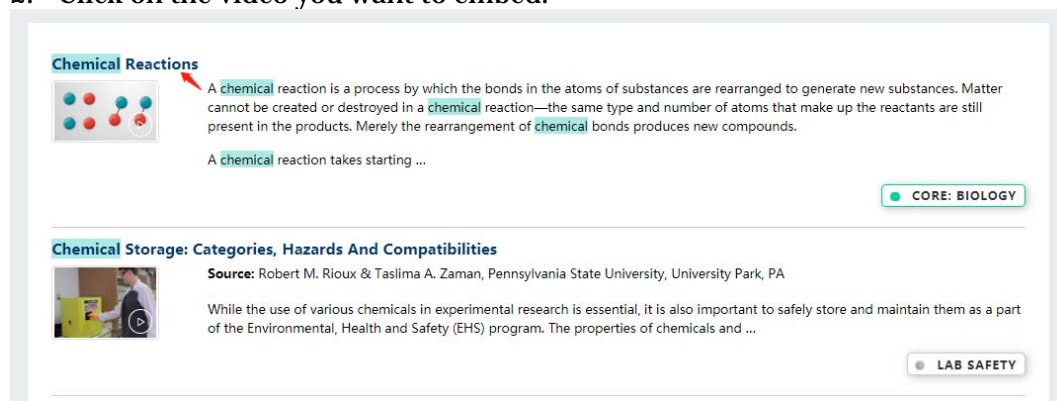


FAQ – How could I embed JoVE videos into ICE?

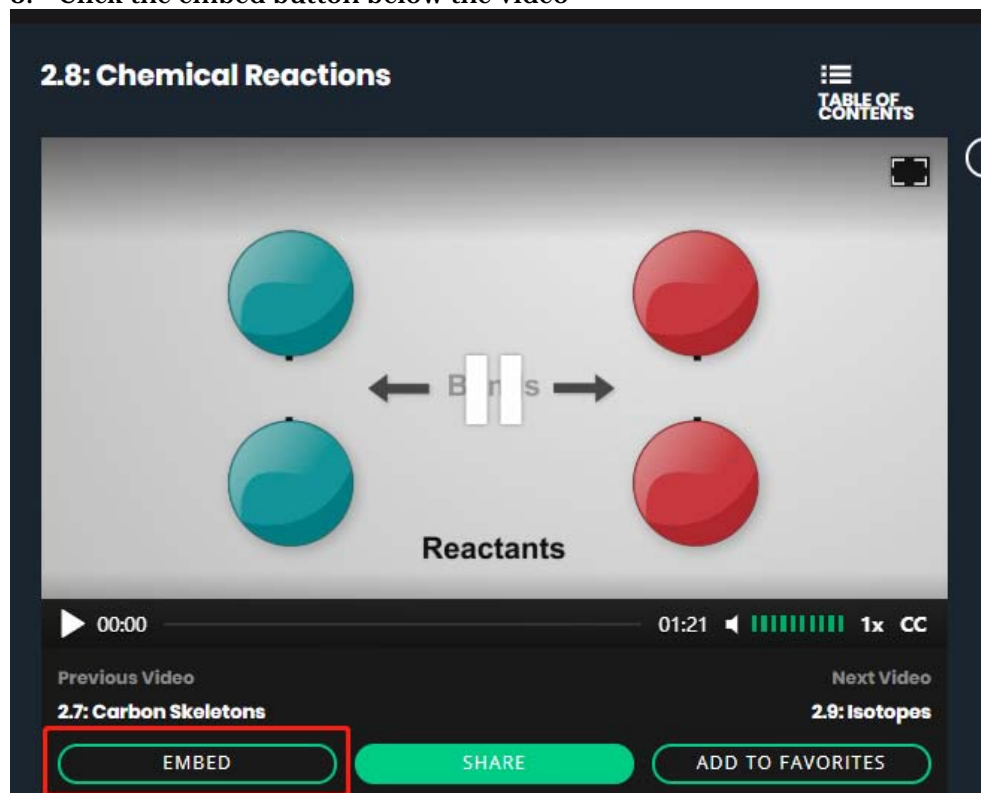
1. Go to JoVE.com, browse or search video articles.



2. Click on the video you want to embed.



3. Click the embed button below the video



4. Copy the embed code.


EMBED A JoVE VIDEO

Use this code to embed a JoVE article on a website. The access type of the article may restrict certain viewers. If you are an author and would like to embed your article without the subscription lock, please contact support@jove.com.

```
<iframe allowTransparency="true" allow="encrypted-media" *  
allowfullscreen height="415" width="460" border="0" scrolling="no"  
frameborder="0" marginheight="0" marginwidth="0"  
src="https://www.jove-com.ez.xjtlu.edu.cn/embed/player?  
id=10662&t=1&ts=1&fpv=1" ><p><a title="Chemical Reactions"  
href="https://www.jove-com.ez.xjtlu.edu.cn/video/10662/chemical-
```

PREVIEW:

Chemical Reactions



5. Log into ICE. Select the appropriate course from 'My courses'.

6. At the upper right you will see a 'Turn editing on' button or a 'Turn editing off' button. Make sure editing is on.

7. Once you have chosen the appropriate week or topic, click on '+ Add an activity or resource'

[+ Add an activity or resource](#)

8. From the menu, select 'Page'. Click the 'Add' button at the bottom.

Add an activity or resource

Select an activity or resource to view its help. Double-click on an activity or resource name to quickly add it.

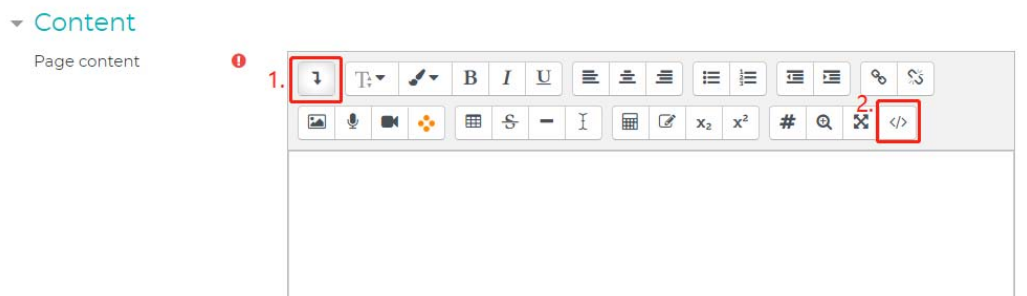
- Reservation
- Scheduler
- SCORM package
- Student folder
- Virtual programming lab
- Wiki
- Workshop

RESOURCES

- File
- Folder
- Label
- Lightbox Gallery
- Page**
- URL

Add Cancel

9. Go to the 'General' section and add a name to the page in the 'Name' box.
10. In the 'Content' section, click on the button farthest to the left ('Show/hide advanced buttons' button)
11. Click on the '</>' button ('HTML' button)



12. Paste the Embed Code into the 'Page content' box.



13. Click 'Save and return to course' button.

Now when you click on the activity from the course page, the video will show up.